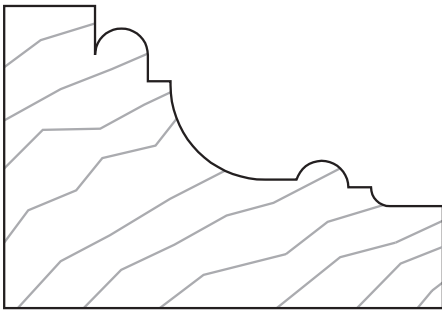
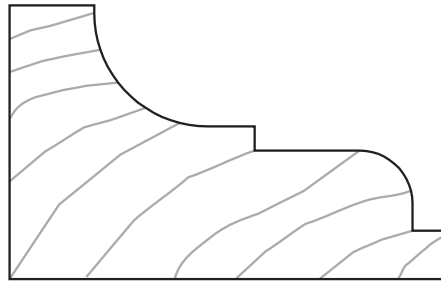


molduras

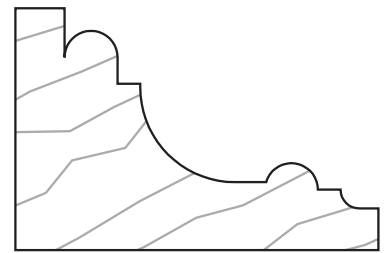
molduras




5840 (58x40 mm.)



501-B (58x36 mm.)




4832 (48x32 mm.)




466 (47x27 mm.)



3821 (38x21 mm.)



356 (35x14 mm.)



R30 (30x12 mm.)



210 (21x8 mm.)



180 (18x8 mm.)



130 (13x8 mm.)



77 (27x8 mm.)



92 (21x8 mm.)




85 (19x7 mm.)



71 (15x8 mm.)


molduras para cuadros



5840R (58x40 mm. - rebajo 8x8 mm.)




4728 (47x28 mm. - rebajo 8x8 mm.)



2320 (23x20 mm. - rebajo 6x4 mm.)



1812 (18x12 mm. - rebajo 6x3 mm.)

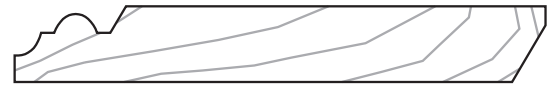


356R (35x19 mm. - rebajo 8x4 mm.)

rodapiés



redondo



moldura

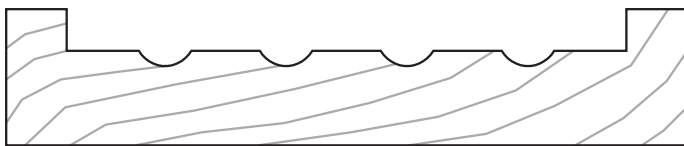
jambas



1230 (100x20 mm.)



511 (50x11 mm.)



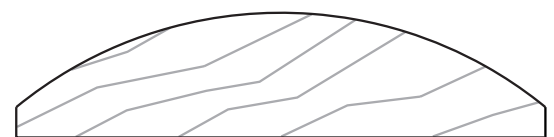
90R (90x17 mm.)



513 (50x13 mm.)



915 (90x15 mm.)



716R (70x16 mm.)



813R (80x13 mm.)



270 (70x20 mm.)



720 (70x20 mm.)

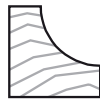


711 (70x11 mm.)

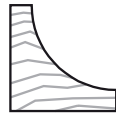
rinconeras



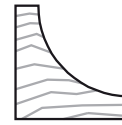
626 (10x10 mm.)



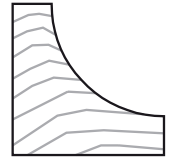
111 (12x12 mm.)



628 (14x14 mm.)



112 (15x15 mm.)



211 (20x20 mm.)

junquillos



J8 (8x8 mm.)



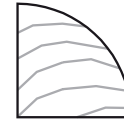
J10 (10x10 mm.)



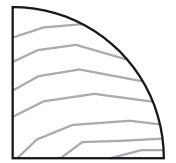
J12 (12x12 mm.)



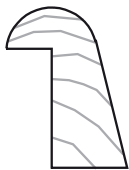
J14 (14x14 mm.)



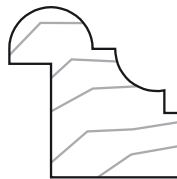
J15 (15x15 mm.)



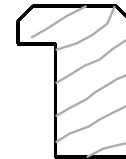
J20 (20x20 mm.)



VL (21x15 mm. - rebajo 16x6 mm.)

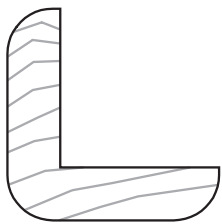


230 (23x22 mm. - rebajo 16x6 mm.)

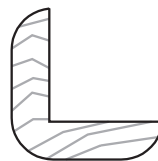


215 (20x15 mm. - rebajo 15x5 mm.)

guardavivos



G28 (28x28 mm. - rebajo 20x20 mm.)



G20 (20x20 mm. - rebajo 15x15mm.)

bizcochos



B15 (15x6 mm.)



B20 (20x6 mm.)




B25 (25x6 mm.)



B30 (30x6 mm.)



B35 (35x6 mm.)



B40 (40x6 mm.)

